



Agtron Enterprises Inc.
242 Robin Crescent
Saskatoon, SK S7L 7C2
1-800-667-0640
www.agtron.com

Service Bulletin – 4/21/2017

Bulletin – 2017-1

Affected Part Numbers – Legend & Legend S.A Android & iOS Apps

Serial # Range Affected – N/A

App Versions Affected – Legend Android Version 2.3.0/Legend S.A Android Version 1.4.1
Legend iOS Version 1.6/Legend S.A iOS Version 1.00

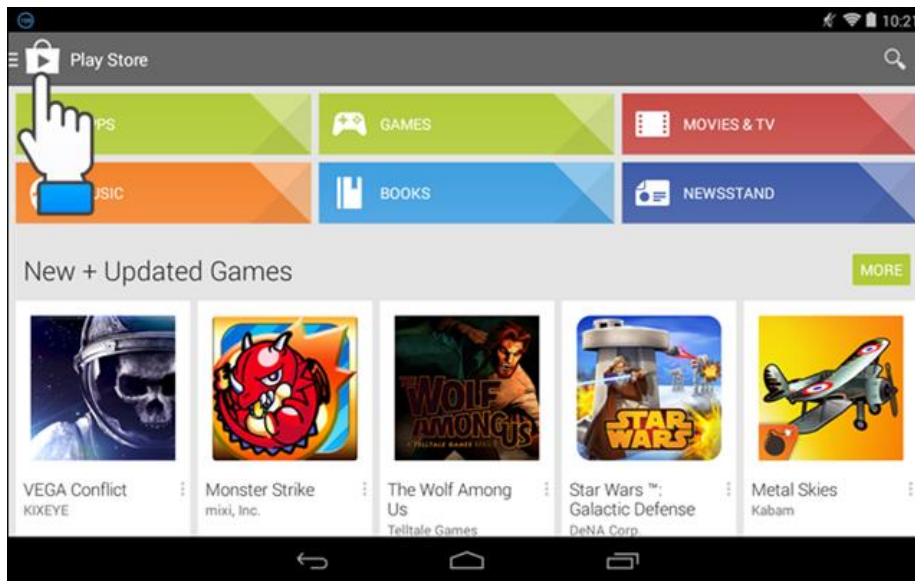
Overview – Some software issues with the Android & iOS automatic updates has come to our attention. Recent release of Legend & Legend S.A app updates necessitates a corresponding ECU update for the new app update to function. If the automatic app update setting is enabled on your Android or iOS device it will lead to your Legend not functioning until the ECU software can be updated. For this reason, Agtron recommends turning off the automatic app update feature on your Android or iOS device.

Disabling Automatic App Update on Android Device

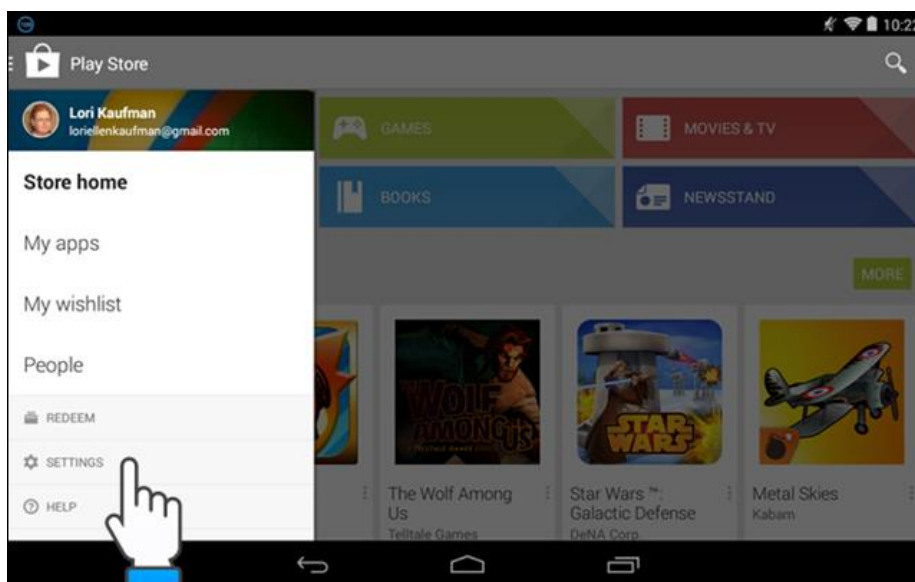
1. To turn off automatic updates in versions of the Play Store earlier than 5.0, touch the Play Store icon on your Home screen.



2. In the Play Store, touch the menu button in the upper-left corner of the screen.



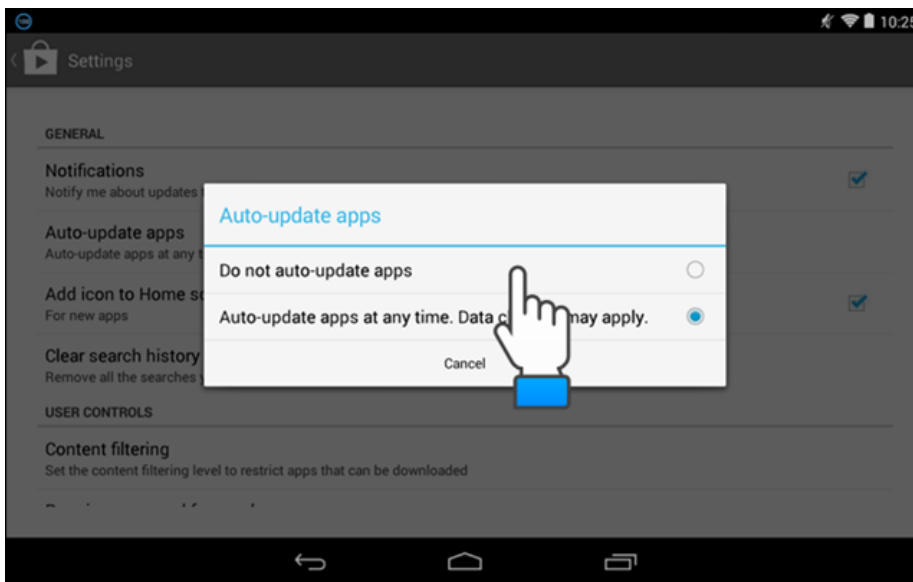
3. Touch “Settings” on the menu.



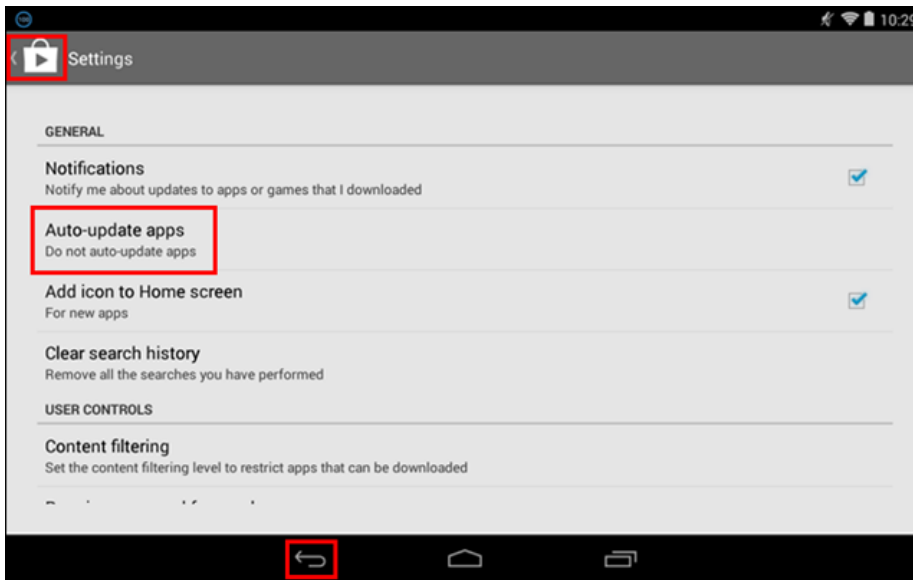
4. The “Auto-update apps” option is in the “General” section of the “Settings” screen. If it says “Auto-update apps at any time. Data charges may apply,” then your apps will be automatically updated. To turn this option off, touch “Auto-update apps.”



5. On the “Auto-update apps” dialog box, touch “Do not auto-update apps.”



6. The dialog box closes and the “Auto-update apps” option is updated with the “Do not auto-update apps” setting. Touch the Play Store icon in the upper-left corner of the screen to go back to the main Play Store screen. You can also touch the Back button on your device.

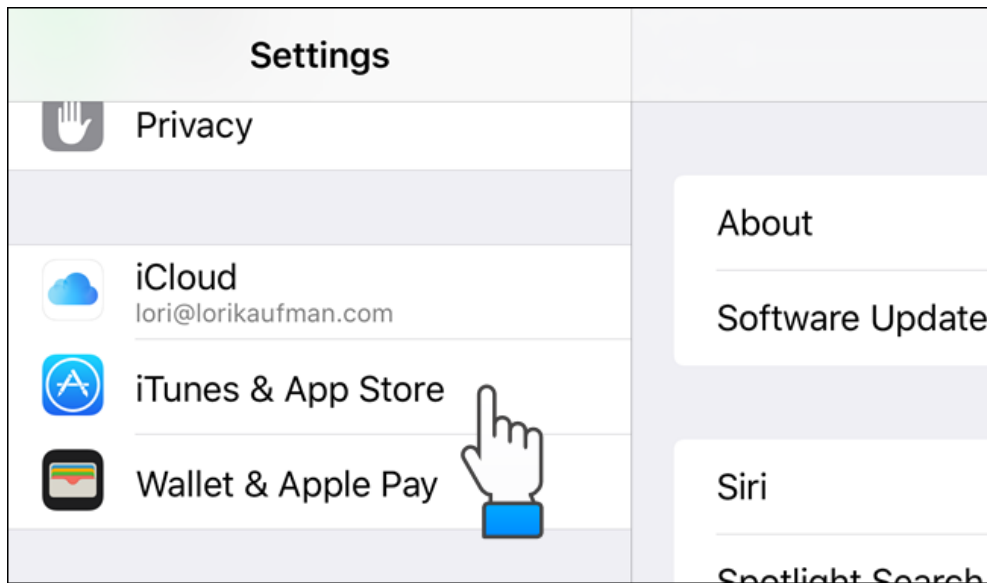


How to Enable or Disable Automatic Updates for iOS Apps

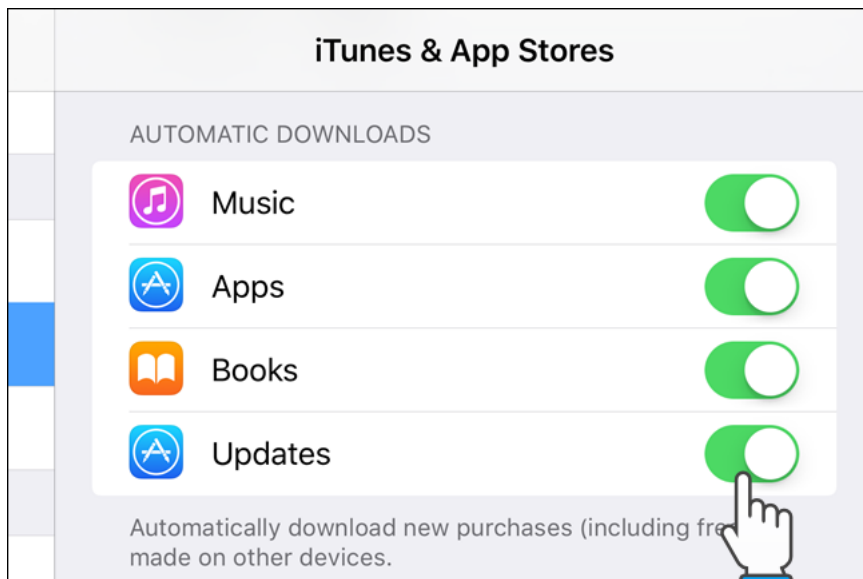
1. Tap “Settings” on your home screen.



2. On the left side of the “Settings” screen, tap “iTunes & App Store”.



3. Under “iTunes & App Stores” on the right, tap the slider button to the right of “Update”.



4. The slider button turns white and gray when disabled

Please contact Agtron Customer Service, @ customerservice@agtron.com or 1-800-667-0640, if you have any questions or concerns or to obtain an RMA number to have your ECU returned for the software update. Software updates are done at no charge to the customer.

